



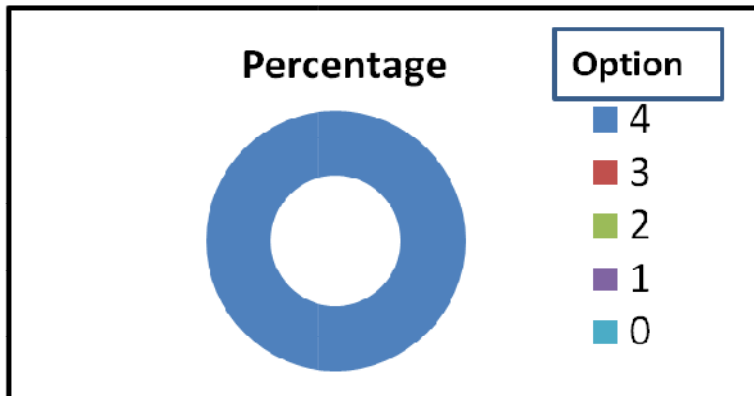
Criterion II – Teaching–Learning and Evaluation
Student Satisfaction Survey on Teaching Learning Process

Following are questions for online student satisfaction survey regarding teaching Learning process.

1. How much of the syllabus was covered in the class?

- 4 – 85 to 100%
- 3– 70 to 84%
- 2– 55 to 69%
- 1–30 to 54%
- 0–Below30%

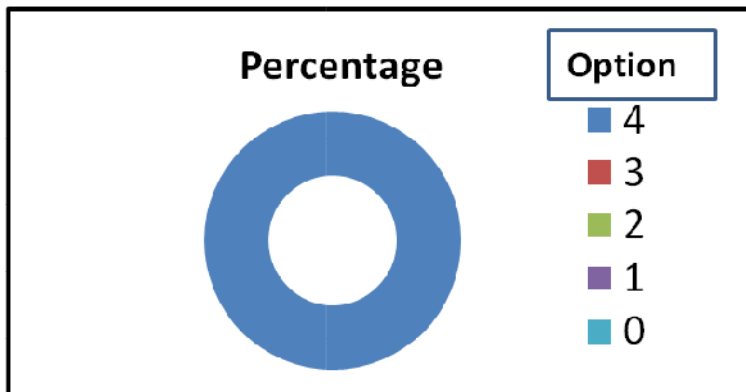
Analysis:-



2. How well did the teachers prepare for the classes?

- 4 –Thoroughly
- 3– Satisfactorily
- 2– Poorly
- 1–Indifferently
- 0–Won't teach at all

Analysis:-



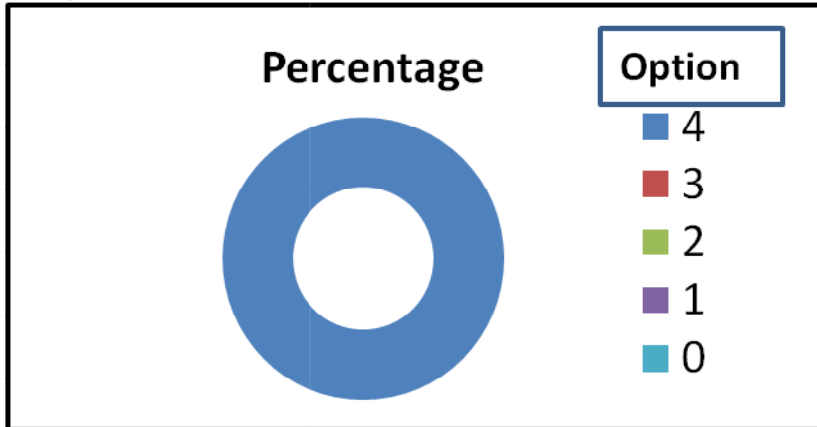
Satish W
Director
D.Y. Patil Technical Campus
Faculty of Engineering & Faculty of Management
Talsande, Tal. Hatkanangle, Dist. Kolhapur



3. How well were the teachers able to communicate?

- 4 – Always effective
- 3–Sometimes effective
- 2 – Just satisfactorily
- 1–Generally ineffective
- 0–Very poor communication

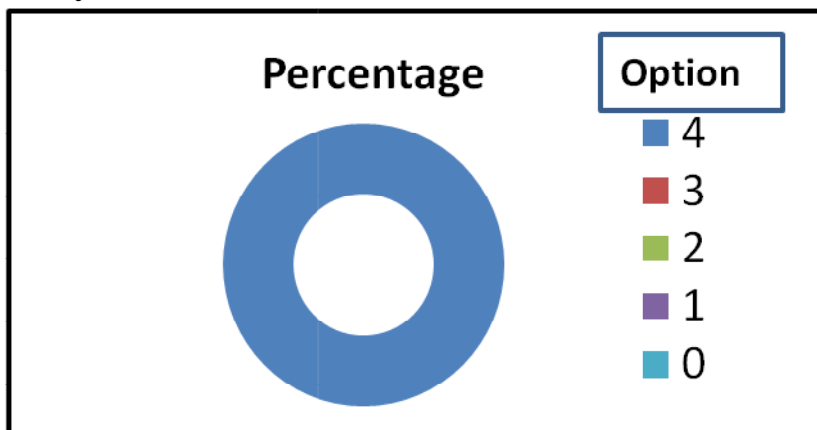
Analysis:-



4. The teacher's approach to teaching can best be described as

- 4– Excellent
- 3–Verygood
- 2 – Good
- 1 –Fair
- 0–Poor

Analysis:-

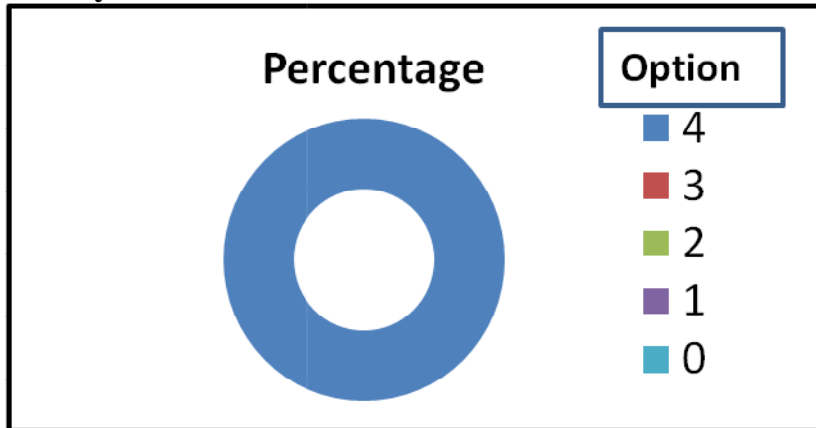




5. Fairness of the internal evaluation process by the teachers.

- 4 – Always fair
- 3– Usually fair
- 2– Sometimesunfair
- 1 – Usually unfair
- 0– Unfair

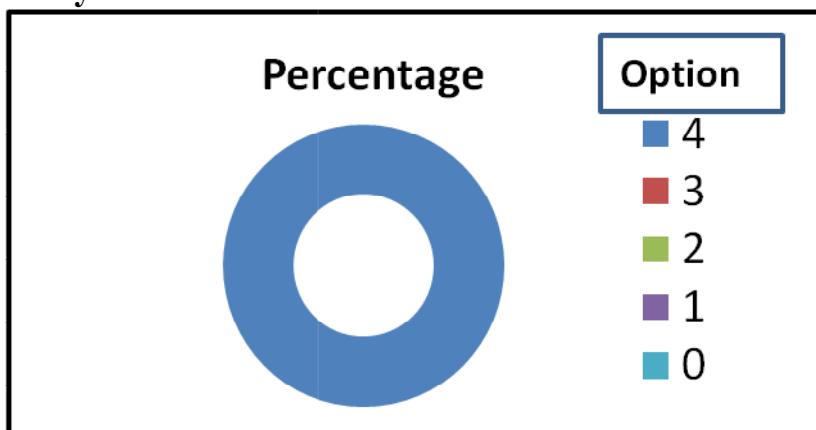
Analysis:-



6. Was your performance in assignments discussed with you?

- 4 – Every time
- 3 – Usually
- 2 – Occasionally/Sometimes
- 1– Rarely
- 0– Never

Analysis:-

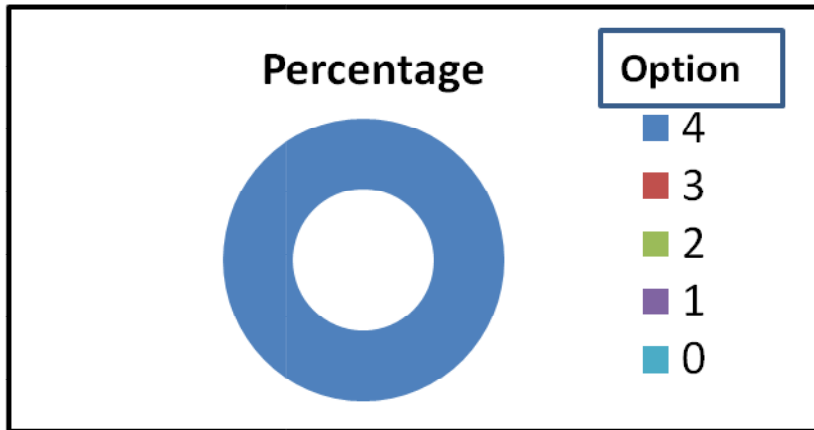




7. The institute takes active interest in promoting internship, student exchange, fieldvisit opportunities for students.

- 4 – Regularly
- 3 – Often
- 2 – Sometimes
- 1 – Rarely
- 0 – Never

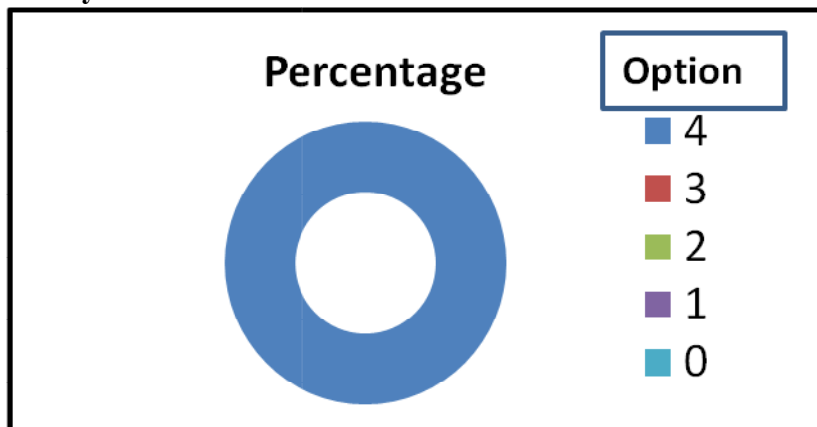
Analysis:-



8. The teaching and mentoring process in your institution facilitates you in cognitive, social and emotional growth.

- 4 – Significantly
- 3 – Very well
- 2 – Moderately
- 1 – Marginally
- 0 – Not at all

Analysis:-





9. The institution provides multiple opportunities to learn and grow.

4 – Strongly agree

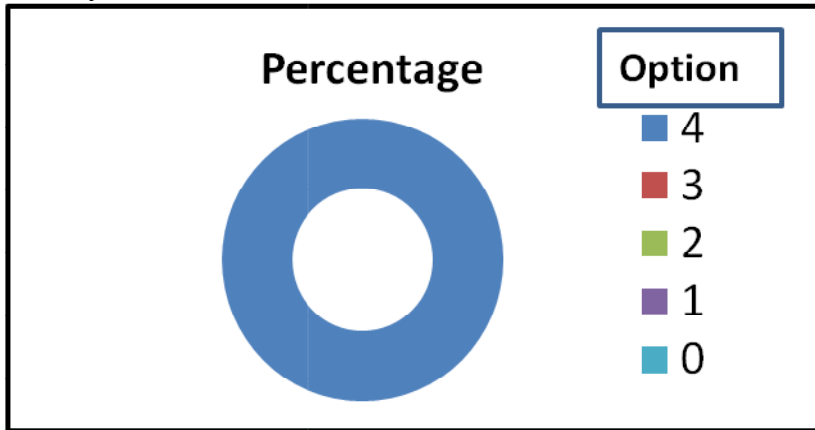
3 – Agree

2 – Neutral

1 – Disagree

0–Stronglydisagree

Analysis:-



10. Teachers inform you about your expected competencies, course outcomes and programme outcomes.

4–Everytime

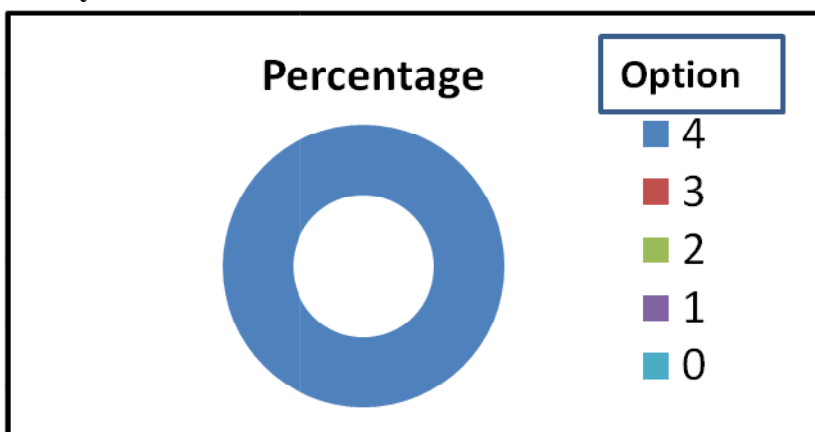
3 – Usually

2– Occasionally/Sometimes

1– Rarely

0– Never

Analysis:-

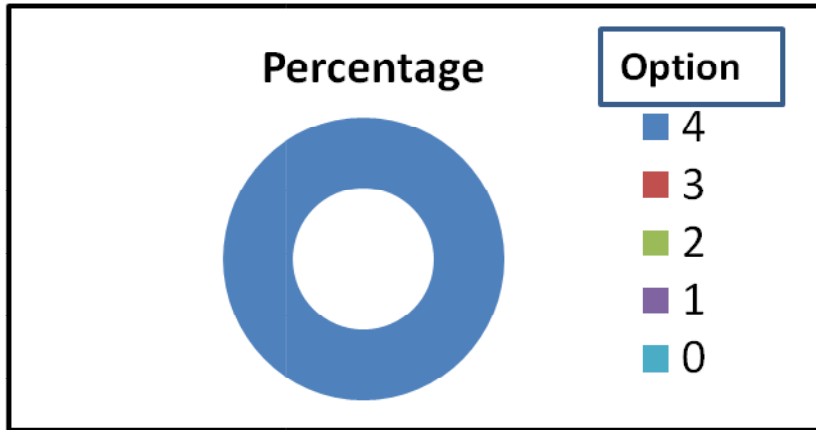




11. Your mentor does a necessary follow-up with an assigned task to you.

- 4 – Every time
- 3 – Usually
- 2 – Occasionally/Sometimes
- 1– Rarely
- 0 –I don't have a mentor

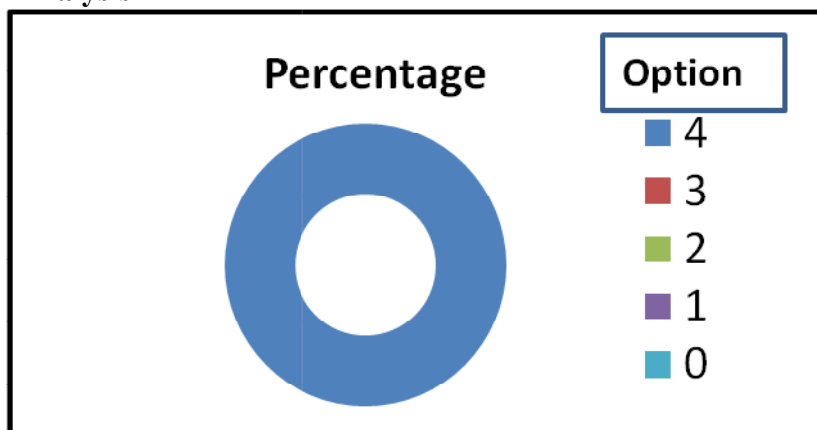
Analysis:-



12. The teachers illustrate the concepts through examples and applications.

- 4 – Every time
- 3 – Usually
- 2 – Occasionally/Sometimes
- 1– Rarely
- 0– Never

Analysis:-

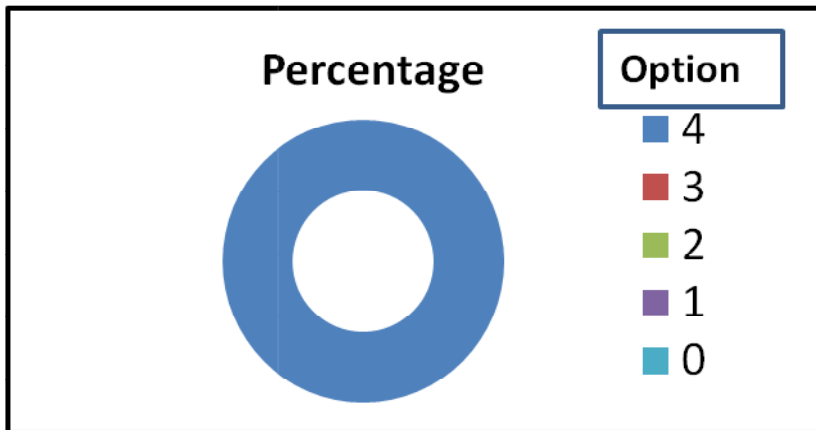




13. The teachers identify your strengths and encourage you with providing right level of challenges.

- 4 – Fully
- 3 – Reasonably
- 2– Partially
- 1 – Slightly
- 0–Unable to

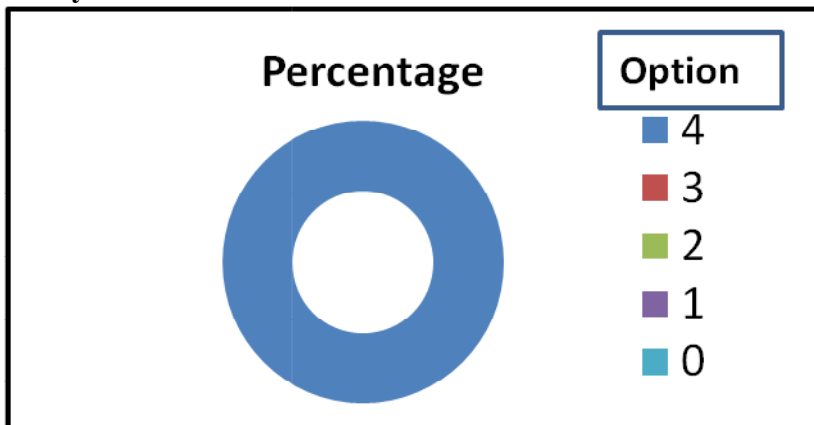
Analysis:-



14. Teachers are able to identify your weaknesses and help you to overcome them.

- 4 – Every time
- 3 – Usually
- 2 – Occasionally/Sometimes
- 1– Rarely
- 0– Never

Analysis:-





15. The institution makes effort to engage students in the monitoring, review and continuous quality improvement of the teaching learning process.

4-Strongly agree

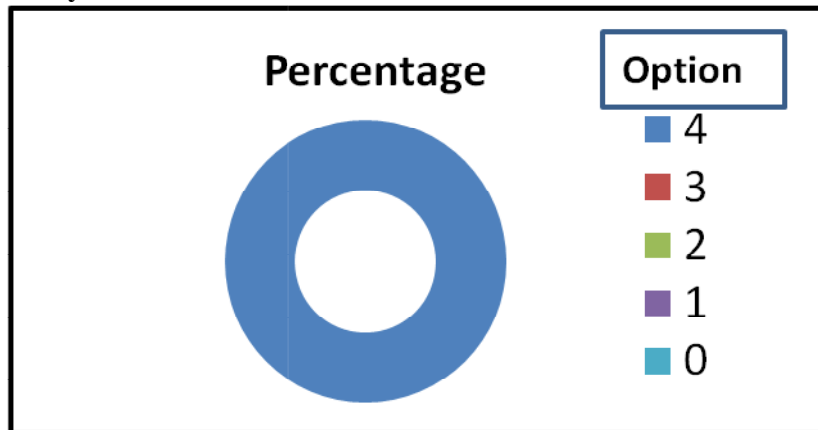
3 – Agree

2 – Neutral

1 – Disagree

0-Stronglydisagree

Analysis:-



16. The institute/ teachers use student centric methods, such as experiential learning, participative learning and problem solving methodologies for enhancing learning experiences.

4-Toagreatextent

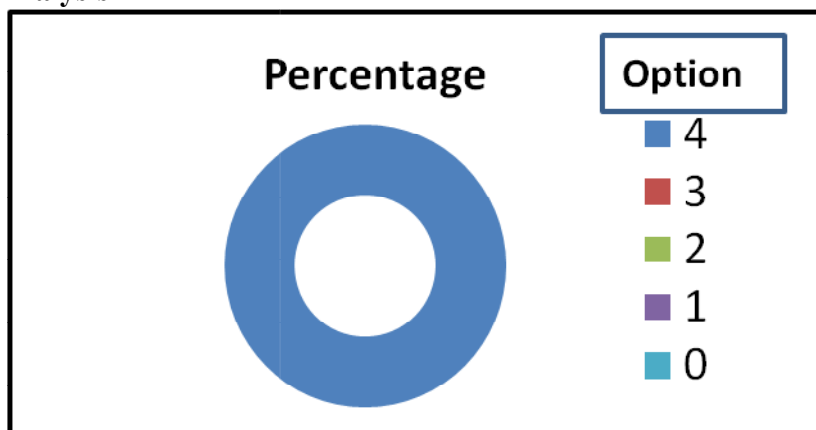
3 – Moderate

2-Somewhat

1 – Very little

0 – Not at all

Analysis:-





17. Teachers encourage you to participate in extracurricular activities.

4 – Strongly agree

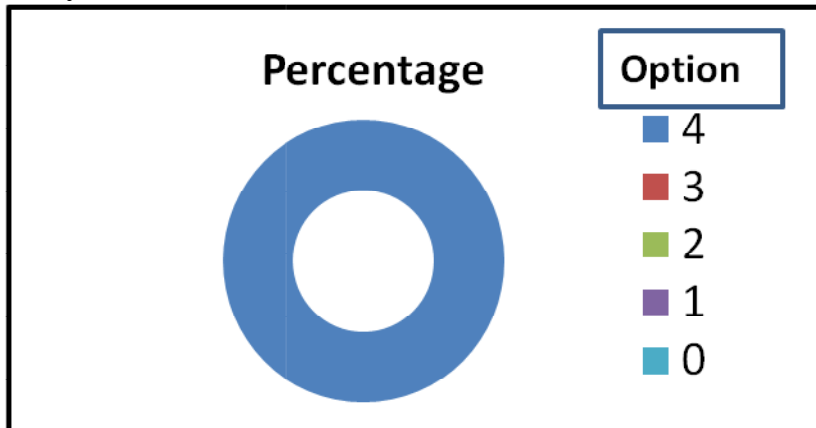
3– Agree

2– Neutral

1– Disagree

0–Strongly disagree

Analysis:-



18. Efforts are made by the institute/teachers to inculcate soft skills, life skills and employability skills to make you ready for the world of work.

4–To a great extent

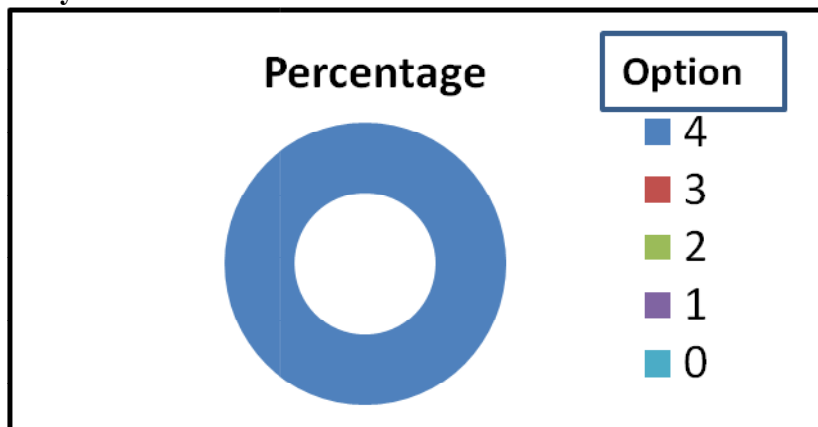
3 – Moderate

2–Somewhat

1 – Very little

0 – Not at all

Analysis:-

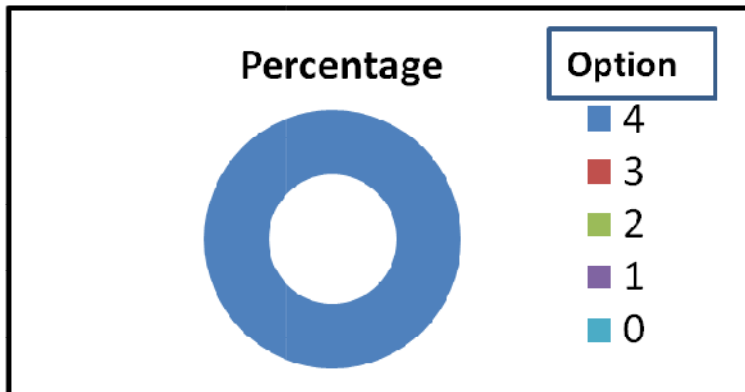




19. What percentage of teachers use ICT tools such as LCD projector, Multimedia, etc. while teaching.

- 4 – Above 90%
- 3 – 70 – 89%
- 2 – 50 – 69%
- 1 – 30 – 49%
- 0 – Below 29%

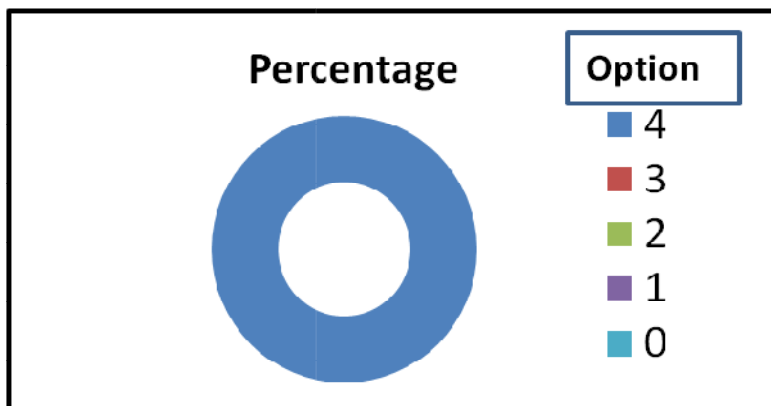
Analysis:-



20. The overall quality of teaching-learning process in your institute is very good.

- 4 – Strongly agree
- 3 – Agree
- 2 – Neutral
- 1 – Disagree
- 0 – Strongly disagree

Analysis:-



Satish
Director
D.Y. Patil Technical Campus
Faculty of Engineering & Faculty of Management
Talsande, Tal. Hatkanangale, Dist. Kolhapur