

D Y Patil Education Society's

# D Y Patil Technical Campus

Faculty of Engineering Faculty of Management

Talsande -416 112 Dist: Kolhapur

(Approved by AICTE, New Delhi, Recognized by Government of Maharashtra & Affiliated to Shivaji University, Kolhapur)

Date : 24/08/2022

## Green and Energy Initiatives Policy

**Subject :-** Green and Energy Initiatives Policy

**Purpose :-** Promote sustainability, reduce environmental impact, and educate on environmental administration.

**Scope:-** Applies to all members of the college community.

### Key Points:-

1. Energy Efficiency: Optimize energy consumption and adopt energy-saving technologies.
2. Renewable Energy: Increase use of renewables and support local clean energy sources.
3. Waste Reduction: Encourage recycling and implement waste reduction measures.
4. Green Building: Prioritize eco-friendly materials and sustainable building practices.
5. Environmental Education: Integrate sustainability principles into the curriculum and organize awareness events.
6. Collaboration: Establish a committee to oversee initiatives and report progress.

**Compliance:** All must adhere to the policy; violations may lead to disciplinary action.

**Review:** Regular reviews and amendments to ensure effectiveness.



*Satesh*

**Director**

**D.Y. Patil Technical Campus**  
Faculty of Engineering & Faculty of Management  
Talsande, Tal. Hatkanangale, Dist. Kolhapur

## Environmental Consciousness and Sustainability and Divyangjan friendly initiatives


### 7.1.2 The Institution has facilities and initiatives

#### 1. Alternate sources of energy and energy conservation measures

##### Renewable energy source

#### 1. Solar water Heater at Boys Hostel





D Y Patil Education Society's

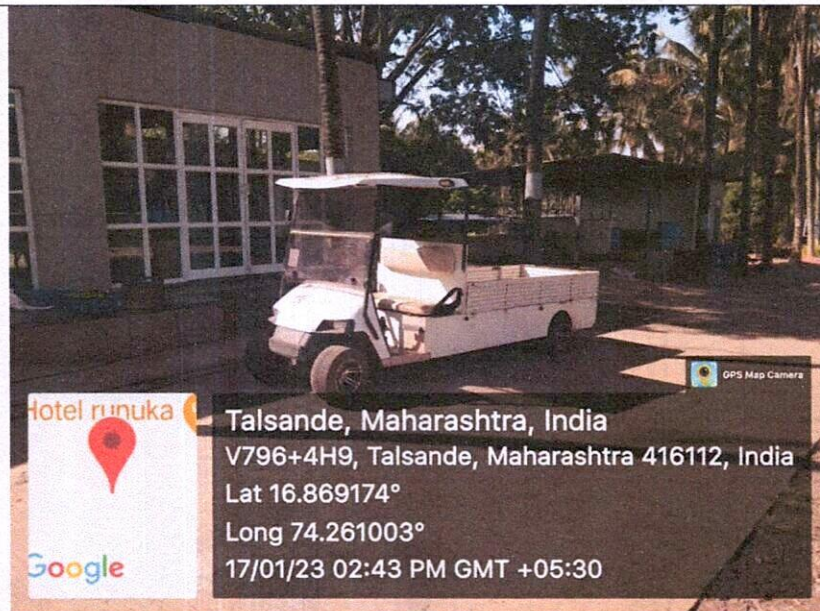

# D Y Patil Technical Campus

Faculty of Engineering Faculty of Management

Talsande -416 112 Dist: Kolhapur

(Approved by AICTE, New Delhi, Recognized by Government of Maharashtra & Affiliated to Shivaji University, Kolhapur)

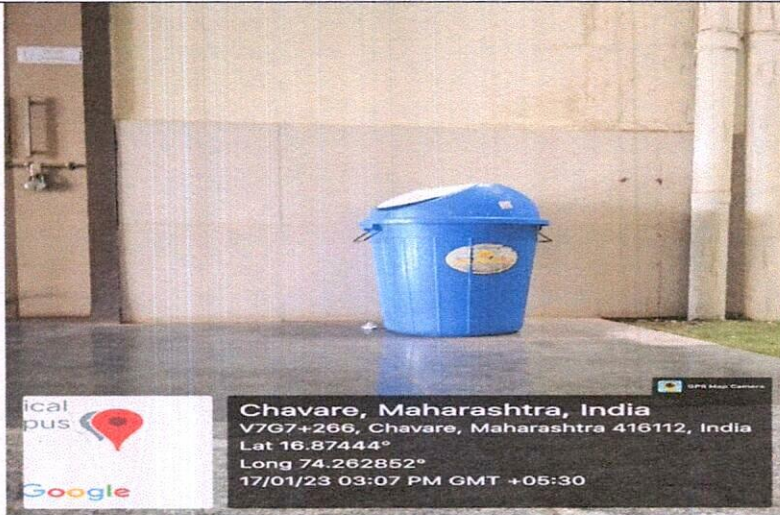
## 2. Rechargeable bike and vehicle




## 2. Management of the various types of degradable and nondegradable waste


### Type of facilities

#### 1. Waste Bins are placed for Dry and Wet Collection



#### 2 Vermicomposting from Agricultural Waste





(Approved by AICTE, New Delhi, Recognized by Government of Maharashtra & Affiliated to Shivaji University, Kolhapur)

D Y Patil Education Society's

# D Y Patil Technical Campus

Faculty of Engineering Faculty of Management  
Talsande -416 112 Dist: Kolhapur

## 3 Students Project on Waste Management

Use Of Plastic In Road Construction

D Y PAUL TECHNICAL CAMPUS, TALSANDE,  
DEPARTMENT OF CIVIL ENGINEERING  
APRIL, 2020



### CERTIFICATE

This is to certify that Mr. Dipak Rade, Satyavijay Bhosale, Aaditya Jadhav, Yogesh Kapse, Abhishek Akkiwate, Akshay Patil has satisfactorily Completed the scheduled project work "USE OF PLASTIC IN ROAD CONSTRUCTION" a Noted to them for fulfillment of curriculum of Shivaji University, Kolhapur in subject of "CIVIL ENGINEERING PROJECT" in Civil Engineering in Year 2019-2020.

PLACE-KOLHAPUR

*Amehendale*  
GUIDE  
MR. A. MEHENDALE

*Redekar*  
HOD  
MR. K. S. REDEKAR

*Pawaskar*  
DIRECTOR  
DR. S. R. PAWASKAR

D. Y. PATIL TECHNICAL CAMPUS, FACULTY OF ENGINEERING,  
TALSANDE  
DEPARTMENT OF CIVIL ENGINEERING



### CERTIFICATE

This is to certify that group has successfully completed the project entitled "Reuse and Recycle of Construction and Demolition Waste" under my supervision, in the partial fulfillment of Bachelor of Technology in Civil Engineering of Shivaji University, Kolhapur.

MR. AJIT SHAMRAO KAMBLE 4008  
MR. CHETAN CHANDRAKANI MASAL 4010  
MR. GAURAV SANJAY MAGADUM 4017  
MR. ROHAN RAVINDRA DABHOLE 4066

Date: 14/07/2022

Place: Talsande  
*Jamadagni*  
Prof. S. Jamadagni  
Project Guide

*Chitambar*  
External Examiner

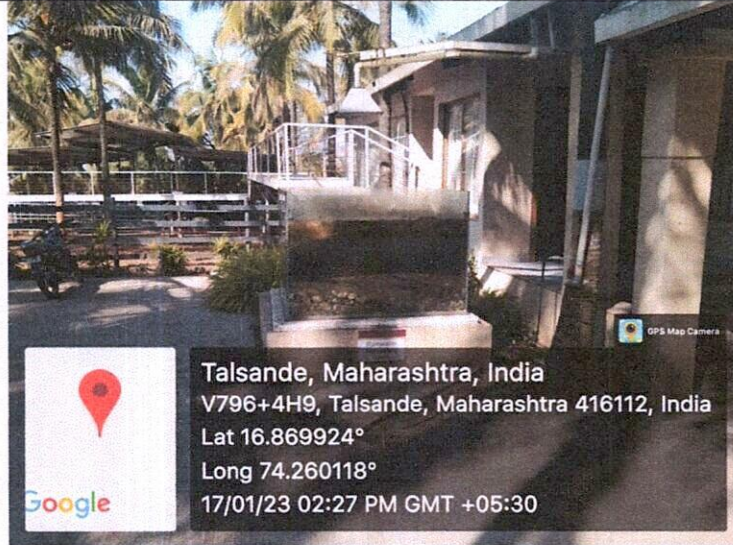
*Redekar*  
Prof. K. S. Redekar  
H.O.D  
Department of Civil Engg.  
*Pawaskar*  
Dr. S. R. Pawaskar  
Director



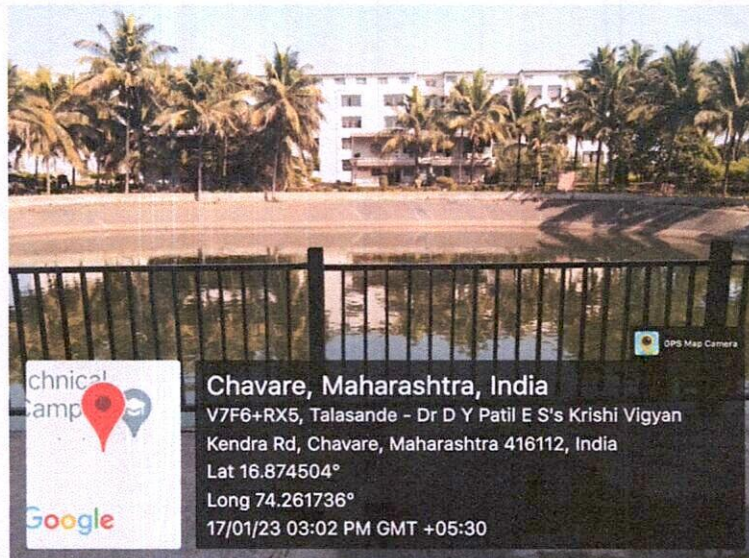
### 3. Water conservation

#### Type of facilities


#### 1. Roof Water collection and recharging ground water table



#### 2. Surface water collected in Water Pond



### 3. Drip and sprinkler irrigation for plants and garden



### 4 Students Project on Water conservation

Link for Document s:-

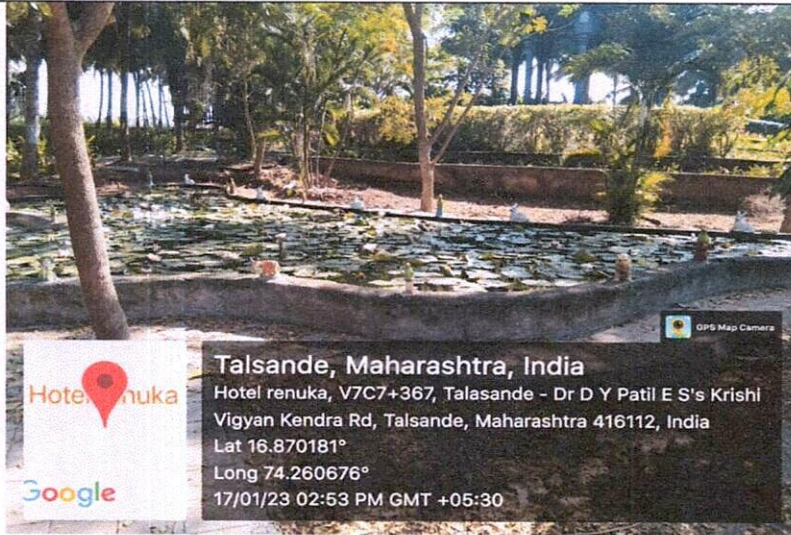
[https://drive.google.com/drive/folders/1oodI-MI3fBERcoRurzc-kJmhitzf1g4?usp=share link](https://drive.google.com/drive/folders/1oodI-MI3fBERcoRurzc-kJmhitzf1g4?usp=share_link)



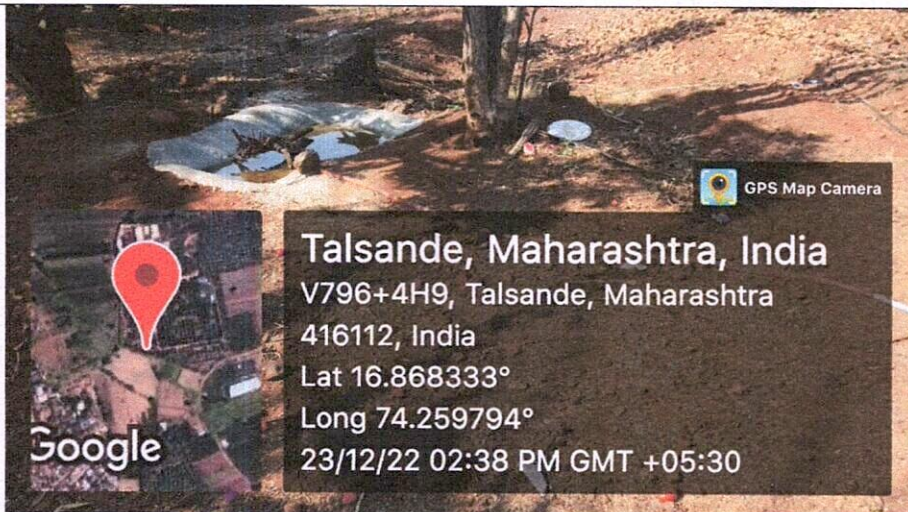
## 4. Green campus initiatives

### Type of facilities

#### 1. Tree Plantation and maintaining flora and fauna in college campus



#### 2 Small water ponds for birds



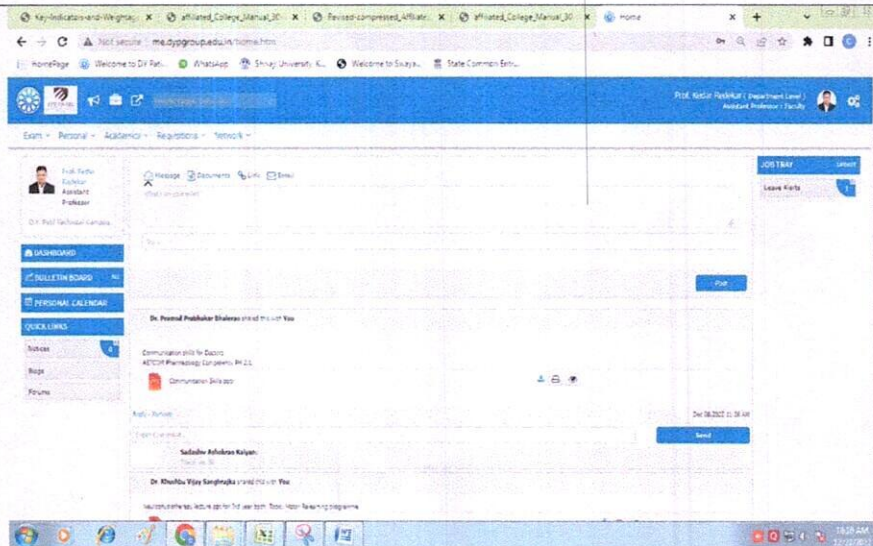



### 3. Tree Plantation under NSS

Plantation at Parkhandale



### 4. Use of ERP (GEMS)





D Y Patil Education Society's

# D Y Patil Technical Campus

Faculty of Engineering Faculty of Management

Talsande -416 112 Dist: Kolhapur

(Approved by AICTE, New Delhi, Recognized by Government of Maharashtra & Affiliated to Shivaji University, Kolhapur)

## 5. Paperless- Use of email, WhatsApp, ERP



SY B.Tech **Civil** 2022-23

yesterday

DY Farhat: Today is the ONLY day to check submissions of S...



DY **Civil** Staff 22-23 ODD

Friday

Dy Rahul Gurav Civil: Submit the marks & attendance of SY...

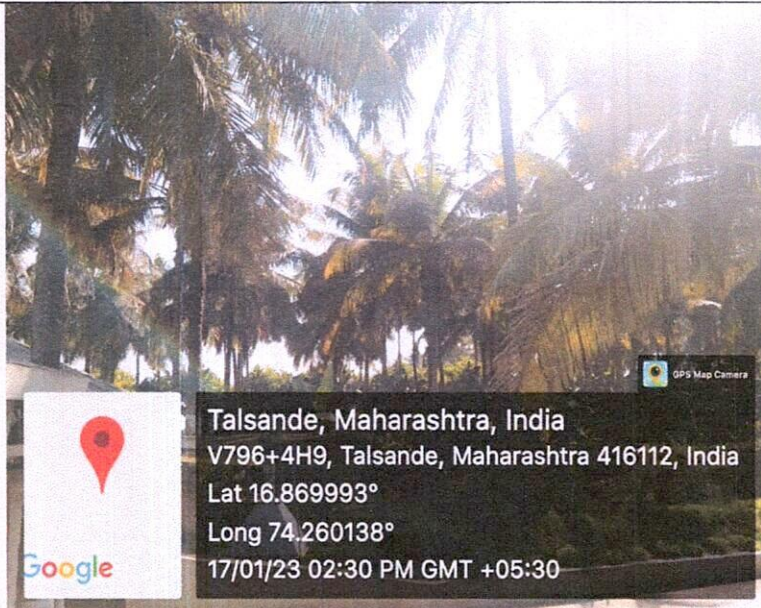



TY B.Tech **Civil** 22-23

Wednesday

✓ You: Kindly check roll no. in all above sheets and if any c...

## 6. Cleaning Activity in college campus





D Y Patil Education Society's


# D Y Patil Technical Campus

Faculty of Engineering Faculty of Management

Talsande -416 112 Dist: Kolhapur

(Approved by AICTE, New Delhi, Recognized by Government of Maharashtra & Affiliated to Shivaji University, Kolhapur)

## 5. Disabled-friendly, barrier free environment



**Green Audit Report,  
Energy Audit Report,  
& Environment Audit Report**

**D.Y. Patil Technical Campus,  
Faculty of Engineering and  
Faculty of Management,  
Talsande, Kolhapur.**



By,

**Nisarga Consultants,**

Basavaraj Complex, APMC Road, Sadashiv Nagar,  
Belagavi - 590001.

[nisargaconsultants@gmail.com](mailto:nisargaconsultants@gmail.com)

[www.nisargaconsultants.com](http://www.nisargaconsultants.com)



# Nisarga Consultants

Environmental and Civil Engineering Professionals  
www.nisargaconsultants.com

## **Green Audit Report, Energy Audit Report & Environment Audit Report**



### **D.Y. Patil Technical Campus, Faculty of Engineering and Faculty of Management, Talsande, Kolhapur**

**NISARGA CONSULTANTS**  
Basavaraj Complex,  
Sadashiv Nagar, APMC Road,  
BELAGAVI - 590 001



Green Audit Report  
D.Y. Patil Technical Campus, Faculty of Engineering and Faculty of Management, Talsande,  
Kolhapur.



(An ISO 9001:2015, ISO 14001:2015 Firm)

# GREEN, ENERGY AND ENVIRONMENT AUDIT CERTIFICATE

This Certificate is Presented To

**D.Y. Patil Technical Campus, Faculty of  
Engineering and Faculty of Management,  
Talsande, Kolhapur**

Our team of Environmental Engineers has analyzed Green, Energy, and Environment practices followed by the college.

**PRADEEP NAGAMALLI**  
B.E., M.TECH. (ENV. ENGG.)  
NISARGA CONSULTANTS  
AUDIT YEAR: 2022



## **Table of Contents**

- Acknowledgement
- Green Audit Team
- About the Institute
- Introduction to Green, Energy and Environment Audit
- Executive Summary
- Objectives and Scope
- Summary of Findings
- Infrastructure and college details
- Green Cover
  - Observations
  - Recommendations
- Energy Management
  - Observations
  - Recommendations
- Environment Management
  - Water Management
  - Waste Management
  - Air Quality
  - Light
  - Noise
  - Electromagnetic Radiations
- NSS/Eco-Club Activities

Green Audit Report, Energy Audit Report, & Environment Audit Report  
D.Y. Patil Technical Campus, Faculty of Engineering and Faculty of Management,  
Talsande, Kolhapur.

### **Acknowledgement**

We express our gratitude for calling upon us for this audit, mainly Dr. Sanjay D. Patil Chairman, Hon. Shri. Raturaj Sanjay Patil MLA Kolhapur South & Trustee, Dr. A. K. Gupta Executive Director, Dr. Satish Pawaskar Campus Director, who were the driving force behind this work. We also thank the team members, mainly, Prof. Kedar Shivaji Redekar, HOD, Dept. of Civil Engineering, Prof. S.S. Jamadagni and others, who were ever helpful and supported us with all the inputs needed for this audit. We thank all the teaching, non-teaching and students for helping us in conducting this audit.

### **Green Audit Team**

Mr. Pradeep N. V., M. Tech. (Env. Engg.)  
Sr. Environmental Engineer

Mr. Vijay S. Kumbar, M. Tech. (Env. Engg.)  
Sr. Environmental Engineer

Ms. Yashaswi K., B. E. (Civil Engg.)  
Project Associate

Ms. Priyanka H., B.E. (Civil Engg.)  
Audit Associate

Mr. Kartik A., B.E., M.B.A.  
Audit Executive

Mr. Sadanand M., B. Sc.  
Draftsman



Green Audit Report, Energy Audit Report, & Environment Audit Report  
D.Y. Patil Technical Campus, Faculty of Engineering and Faculty of Management,  
Talsande, Kolhapur.

### **About the Group of Institutes**

Padmashree Dr. D.Y. Patil, Ex-Governor of Bihar has created new realms for the people in India, which is affordable for both education and health facilities. Under his able guidance and leadership, the state of Maharashtra has seen development in the field of education and healthcare. D. Y. Patil Group is a major educational organization having three deemed universities to its credit and running nearly over 160 educational institutions, mainly in the area of professional education.

Green Audit Report, Energy Audit Report, & Environment Audit Report  
D.Y. Patil Technical Campus, Faculty of Engineering and Faculty of Management,  
Talsande, Kolhapur.

**Mission**

- To produce skilled technical and managerial work force with high ethical values
- To promote use of latest teaching aids to excel in academics and research.
- To install lifelong learning and respect for the environment.

**Vision**

To become leading technical campus in providing high quality technical and management education equipped with professional ethics and values to serve the society.

## **Introduction to Green, Energy and Environment Audit**

This audit assists in analyzing environmental practices implemented within the educational campuses, which will result in achieving sustainable goals. Green, Energy and Environment audit comprises of systematic identification, quantification, recording, reporting and analysis of elements of environmental conditions in the premises.

### **Need for Green, Energy and Environment Auditing**

Green, energy, environment auditing is the mode in analyzing and determining whether the institutions' day to day activities are environmentally friendly and sustainable for future generations. Primarily, we are good and efficient users of resources available naturally. Subsequently, excess use of energy, water, have become habitual to everyone.

Green, energy and environment audit provides an approach to check whether

- Our processes are consuming more resources than required?
- Whether we are handling resources carefully?

Continuous monitoring of such processes regulates and gives an efficient way of natural resource utilization.

Recent issues such as drastic climatic changes and depletion of non-renewable resource are of greater concern. To combat such issues at institute/college level, it is needed to check the processes and change them into greener and cleaner one. Green audit also increases overall consciousness among the people working in the institution towards a sustainable environment.

### **Goals of Green, Energy and Environment Audit**

Our team has conducted a green audit with specific goals, such as:

- Recognizing and documenting of green practices followed by the institute.
- Note strength and weakness in green practices presently followed.
- Analyze and suggest solution for the drawbacks identified.
- Evaluate facility of different types of waste management.

Green Audit Report, Energy Audit Report, & Environment Audit Report  
D.Y. Patil Technical Campus, Faculty of Engineering and Faculty of Management,  
Talsande, Kolhapur.

- Increase environmental awareness throughout campus.
- Inspire staff for optimized sustainable use of available resources.

### **Objectives of Green, Energy and Environment Audit**

- To inspect the current practices, which can impact the environment.
- To recognize and analyze significant environmental issues.
- Establish and implement Environment Management in various departments.
- Continuous evaluation for betterment of performance in this regard.

### **Benefits of Green, Energy, Environment Audit to Educational Institutions**

There are many advantages of green audit to an Educational Institution:

- It would help to protect the environment in and around the campus.
- Empower the organization to frame a better environmental performance.
- It portrays good image of institution through its clean and green campus.

## **Executive Summary**

A Green Campus or an Eco-friendly Campus is a place where environmentally friendly practices and education combine to promote sustainable and eco-friendly practices in the campus. It is a campus which is sustainable because of its resource utilization and minimum waste discharge into the environment. Green, Energy and Environmental Audit is an assessment of the extent to which an organization is observing practices which minimize harm to the environment. It assesses the campus performance in complying with applicable environmental laws and regulations. This audit report comprises of observations and recommendations for improvement of environmental conditions in the campus. It mainly focuses on the environmental management plan in the campus with environmental factors like quality of water, ventilation, vegetation, waste management practices, consumption of energy, harmful radiations of the campus, etc.,

For this purpose, to assess the quality of the different environmental factors, samples were analyzed at different places in the campus, viz., water quality, light intensity, air quality, noise pollution and electro-magnetic radiation. The data which was collected were assorted, scrutinized, analyzed and documented. Campus related preliminary interviews with the concerned staff were conducted. Student interaction also was carried out for this purpose. A report based on all these studies with regards to an environmental management plan at the campus with recommendations for further improvement is prepared.

## **Objectives and Scope**

The purpose of this audit was to note that the campus follows environmentally friendly approaches in its regular routine. The implementation of these methods is done in the campus, across all departments, administrative bodies and students and were analyzed.

Following issues were noted during our visit:

- Present conditions at the campus.
- Environmental education through systematic environmental management approach.
- Improving environmental standards.
- Benchmarking for environmental protection initiatives.
- Sustainable use of natural resource in the campus.

Based on the available data, sampling and information provided by the college staff and officials, this report has been prepared and recommendations for betterment of campus environment are provided.

## **Summary of Findings**

The main findings of the audit show that, all the students are aware about the need for environmental protection at a general level. It was also observed that a number of best practices such as water conservation, waste management, cleanliness, waste segregation, plantation, etc., are followed in the campus. There is also NSS unit, actively involved in environment related activities.

However, on detailed review, it was observed that, the college is following green practices at various levels. But certain processes could benefit from further review in order to improve their efficiency, fairness and consistency.

## **Infrastructure and college details**

- The college has sufficient infrastructure for curricular and co-curricular activities.
- Rooms - Classrooms, auditorium, department laboratories, library, department rooms, staffrooms, labs, ladies' room etc.
- Sufficient reading materials for students.
- Administrative block such as principal chamber, office room and department rooms.
- Underground and overhead water tanks.
- Computers (366 numbers) with internet facilities in office, principal chamber, department rooms and library with internet speed of 400 mbps.
- The institution is in area of 17.8 acres and has a built-up area of 20319.95 sq. mts.
- Classrooms and staff rooms in the institute are 32 and 38 respectively.
- There are 58 laboratories with all the facilities and are well ventilated.
- There are seminar halls with sufficient facilities.
- The campus has a gym, seminar room, sports room, hostels, canteen and cafe.



Green Audit Report, Energy Audit Report, & Environment Audit Report  
D.Y. Patil Technical Campus, Faculty of Engineering and Faculty of Management,  
Talsande, Kolhapur.

# **Green Cover Details**

## **Green Cover**

Plants and trees are essential for any educational institution. Green cover makes the campus aesthetically pleasing and also helps in providing good environment for the students. Planting saplings and maintaining the same has to be done periodically.

### **Observations:**

This campus has a green area with various plants and trees of different species. The college have been moving a step towards creating a greener campus with different programs and plantation activities. The campus is rich in biodiversity with ample coconut, mango and various other trees.

Green Audit Report, Energy Audit Report, & Environment Audit Report  
D.Y. Patil Technical Campus, Faculty of Engineering and Faculty of Management,  
Talsande, Kolhapur.

The list of few trees/plants is as follows:

<b>Sl. No.</b>	<b>Scientific Name</b>	<b>Common Names</b>
1.	<i>Manilkara achras</i>	Sapota
2.	<i>Cocos nucifera</i>	Coconut
3.	<i>Punica granatum</i>	Pomegranate
4.	<i>Mangifera indica</i>	Mango
5.	<i>Syzygium cumini</i>	Jamun
6.	<i>Carica papay</i>	Papaya
7.	<i>Psidium guajava</i>	Guava
8.	<i>Cinamonum verum</i>	Cinnamon
9.	<i>Magnolia champaca</i>	Chafa
10.	<i>Annona squamosa</i>	Custard Apple
11.	<i>Citrus sp.</i>	Lemon
12.	<i>Azadirachta indica</i>	Neem Tree
13.	<i>Selenicereus undatus</i>	Dragon Fruit
14.	And different landscaping decorative plants (More than 50 species)	

The details mentioned in the above tables are provided by the institution.

Green Audit Report, Energy Audit Report, & Environment Audit Report  
D.Y. Patil Technical Campus, Faculty of Engineering and Faculty of Management,  
Talsande, Kolhapur.



Green Audit Report, Energy Audit Report, & Environment Audit Report  
D.Y. Patil Technical Campus, Faculty of Engineering and Faculty of Management,  
Talsande, Kolhapur.



Green Audit Report, Energy Audit Report, & Environment Audit Report  
D.Y. Patil Technical Campus, Faculty of Engineering and Faculty of Management,  
Talsande, Kolhapur.



Green Audit Report, Energy Audit Report, & Environment Audit Report  
D.Y. Patil Technical Campus, Faculty of Engineering and Faculty of Management,  
Talsande, Kolhapur.



Green Audit Report, Energy Audit Report, & Environment Audit Report  
D.Y. Patil Technical Campus, Faculty of Engineering and Faculty of Management,  
Talsande, Kolhapur.





Green Audit Report, Energy Audit Report, & Environment Audit Report  
D.Y. Patil Technical Campus, Faculty of Engineering and Faculty of Management,  
Talsande, Kolhapur.



Green Audit Report, Energy Audit Report, & Environment Audit Report  
D.Y. Patil Technical Campus, Faculty of Engineering and Faculty of Management,  
Talsande, Kolhapur.



Green Audit Report, Energy Audit Report, & Environment Audit Report  
D.Y. Patil Technical Campus, Faculty of Engineering and Faculty of Management,  
Talsande, Kolhapur.



Green Audit Report, Energy Audit Report, & Environment Audit Report  
D.Y. Patil Technical Campus, Faculty of Engineering and Faculty of Management,  
Talsande, Kolhapur.

# **Energy Management Details**

### **Energy Management:**

Energy management is an important aspect in institutions. Saving of electric power is a major part to minimize the greenhouse gas emissions to the environment. This can be achieved by using 5-star electrical appliances. Renewable energy can be harvested and be used in the campus.

### **Observations:**

- Solar water heaters are installed in the hostel for hot water requirements.
- Labels, poster regarding energy saving have been put in the campus.

### **Recommendations:**

- More labels, poster regarding energy saving can be put in the campus
- Solar powered street lights can be installed in the campus.

Details of switches, points, lights and fans in classrooms, office and staffrooms

Green, Energy, & Environment Audit Report  
D.Y. Patil Technical Campus, Faculty of Engineering and Faculty of Management, Talsande, Kolhapur.

Floor	Sr No	Staffroom Classroom/Lab/Office	Tube Light	LED Bulb	Fan	Switch	Plug	Power P	Projector	Others
G.F	101	First Aid Cum Sick Room	2		1	4	1			
G.F	102	Stationary & Reprography	1	2	3	10	6			
G.F	103	FTM Lab		6		6	1			
G.F	104	Machine Lab	2	8	3	15	4		1	
G.F	105	Automobile Lab	8	9	2	21	18	2		
G.F	106	Staff Cabin	8		7	26	21			
G.F	107	Central Store	3		1	8	4			
G.F	108	Automobile Engine Lab	8	9	2	21	6		2	
G.F	109	Language Lab	8	4	4	74	61			
G.F	110	Computer Lab 1	8	4	4	73	62			
G.F	111	Central Programing Lab	15	10	5	158	143			
G.F	112	Central Library	24	42	18	89	83			
G.F	113	Classroom No 1	3	15	5	21	4		1	
G.F	114	Classroom No 2	4	20	6	21	7		1	
G.F	115	Classroom No 3	4	18	6	19	6		1	
G.F	116	Classroom No 4	3	15	5	16	2		1	
G.F	117	Exam Control Room	4		2	17	9			
G.F	118	Boys Toilet	2			5	1			
G.F	119	Girls Toilet	4			4	1			
G.F	120	Physics Engg Lab	7	3	4	25	13			
G.F	121	Chemistry Engg Lab	8	4	3	22	10			
G.F	122	SOM Lab		8	3	20	7			
G.F	123	Concrete Lab		12	3	37	28			
G.F	124	Basic Electrical Lab	8	4	3	31	21		1	
G.F	125	FM Lab	8	4	4	32	20			
G.F	128	Girls Toilet	4			5	1			
G.F	129	Boys Toilet	4			4	1			
G.F	130	IC Engine Lab		6	2	12	6		1	

Green, Energy, & Environment Audit Report  
D.Y. Patil Technical Campus, Faculty of Engineering and Faculty of Management, Talsande, Kolhapur.

<b>Floor</b>	<b>Sr No</b>	<b>Staffroom Classroom/Lab/Office</b>	<b>Tube Light</b>	<b>LED Bulb</b>	<b>Fan</b>	<b>Switch</b>	<b>Plug</b>	<b>Power P</b>	<b>Projector</b>	<b>3 watt LED</b>	<b>A C</b>
G.F		Office		7	10	100	69			101	1
G.F		Principal Cabin			1	28	11			26	1
G.F		NSS Cabin	1		1	7	5				
G.F		T & P Department			1	9	6			4	
G.F		HR Cabin			1	6	6			4	
G.F		Lobby Lighting		52		39	9	1			
G.F		Stair Case Lighting	2								

Green, Energy, & Environment Audit Report  
D.Y. Patil Technical Campus, Faculty of Engineering and Faculty of Management, Talsande, Kolhapur.

Floor	Sr No	Staffroom Classroom/Lab/Office	Tube Light	LED Bulb	Fan	Switch	Plug	Power P	MCB	Projector	Others
2	1	Staffroom	2		1	20	12				
2	2	Exam Control Room	2		1	10	2				
2	3	Administration	1		1	8	7				
2	4	Account Section			1	12	11				
2	5	Surveying Lab				14	2				
2	6	Principal Cabin	2		1	10	8				
2	7	Studio 2	9		4	34	16				
2	8	Studio 3	10		4	35	18				
2	9	Studio 4	9		4	34	18				
2	10	Library	10		4	20	14				
2	11	Classroom	8		4	30	14				
2	12	DRG Hall	10		4	30	14				
2		Lobby Lighting	10			7					

Floor	Sr No	Staffroom Classroom/Lab/Office	Tube Light	LED Bulb	Fan	Switch	Plug	Power P	MCB	Projector	Others
2	308	Switchgear Protection/Drive	8		4	46	38		4		
2	309	Analog Electronics Lab	6		4	52	36		4		
2	310	MBA Computer Lab	7		5	54	36				
2	311	Computer Lab Civil	8	4	4	60	45				
2	312	HOD Cabin Civil	2		1	6	4				
2	313	Classroom No 9	4		5	14	4				
2	314	Serving Lab	5		6	54	44				
2	315	Tutorial Room No 2	1		2	5	1				
2	316	Geotechnical Lab	5		4	44	36				
2	317	Environment Lab	4		4	46	36	2			
2	318	Faculty Room			3	25	18				
2	319	Class Room No 10		12	5	16	6				



Green, Energy, & Environment Audit Report  
D.Y. Patil Technical Campus, Faculty of Engineering and Faculty of Management, Talsande, Kolhapur.

2	320	Classroom No 11			7	19	7				
2	321	Classroom No 12	6	8	7	23	6			1	
2	322	Classroom No 13	6	6	5	16	3				
2	323	Tutorial Room 03		1	1	16	13				
2	324	Boys Toilet	4			5	1				
2	325	Girls Toilet	4			5	1				
2	326	Power/Control System	8		4	54	49				
2	327	MATLAB	8		4	61	43				
2	328	Measurement Lab/ Elec HOD	8		4	55	37				
2	329	Database	8		4	80	62				
2	330	System Programing Lab	8		4	77	59				
2	331	DSMP Lab	8		4	65	47				

<b>Floor</b>	<b>Sr No</b>	<b>Staffroom Classroom/Lab/Office</b>	<b>Tube Light</b>	<b>LED Bulb</b>	<b>Fan</b>	<b>Switch</b>	<b>Plug</b>	<b>Power P</b>	<b>MCB</b>	<b>Projector</b>	<b>Others</b>
2		DRG Hall No 1	12		13	32	3				
2		Lobby Lighting	17	1		29	3	1			
2		Stair Case Lighting	2								

Green, Energy, & Environment Audit Report  
D.Y. Patil Technical Campus, Faculty of Engineering and Faculty of Management, Talsande, Kolhapur.

Floor	Sr No	Staffroom Classroom/Lab/Office	Tube Light	LED Bulb	Fan	Switch	Plug	Power P	Projector	MC B	Others
3	401	Classroom No 22	4		5	14	4				
3	402	Classroom No 23	3	2	4	14	1				
3	403	Classroom No 24	3		4	14	1				
3	404	Classroom No 25	4		7	16	1				
3	405	DRG Hall	2		2	26	16				
3	406	Classroom No 28	4		7	14	1				
3	407										
3	408	Data & Project Lab	4		4	54	5				
3	409	MBA Activity Room	4	2	2	20	8				
3	410	MBA Classroom	6		3	9	3				
3	411	HMT Lab	8		4	30	22				
3	412	CAD Lab 1	4	2	4	63	57				
3	413	Rac Lab/Applied Mechanic Lab	6	2	3	30	22				
3	414	Computer Lab New	6	2	4	54	67				
3	415	E & TC HOD Cabin		2	1	4	3				
3	416	Classroom No 14	5		4	15	5				
3	417	Drawing Room	5		6	12	3				
3	418	Tutorial Room No 4	1		2	5	1				
3	419	Classroom No 1		12	5	16	6				
3	420	Classroom No 2	4		4	6	6				
3	421	Classroom No 18		12	5	15	3		1		
3	422	Classroom No 19	8	8	6	18	4		1		
3	423	Classroom No 20		16	7	20	4		1		
3	424	Classroom No 21		12	4	19	3				
3	425	Tutorial Room 25	4		2	9	5				
3	426	Boys Toilet	4			5	1				
3	427	Girls Toilet	3			5	1				

Green, Energy, & Environment Audit Report  
D.Y. Patil Technical Campus, Faculty of Engineering and Faculty of Management, Talsande, Kolhapur.

3	428	Communication Lab	4	4	2	59	41				
3	429	Analog/Power Electronics	6	2	2	59	41				
3	430	Advance communication	4	4	2	55	33				
3	431	CAD Lab 2	4	2	4	112	102				
3	432	Programming Lab	4	4	4	59	41				
3	433	MBA HOD Cabin	4	8	3	61	45	1			
3	434	Classroom No 27	3		4	10					

<b>Floor</b>	<b>Sr No</b>	<b>Staffroom Classroom/Lab/Office</b>	<b>Tube Light</b>	<b>LED Bulb</b>	<b>Fan</b>	<b>Switch</b>	<b>Plug</b>	<b>Power P</b>	<b>Projector</b>	<b>MC B</b>	<b>Others</b>
3		Faculty Room	4		8	31	23				
3		Lobby Lighting	4	4		17	2				
3		Stair Case	2								

Green Audit Report, Energy Audit Report, & Environment Audit Report  
D.Y. Patil Technical Campus, Faculty of Engineering and Faculty of Management,  
Talsande, Kolhapur.

# **Environment Management Details**

## **Water Management**

Quality and Quantity of water is one of the most important parameters in a Green Campus. Water Quality and Quantity differs from place to place depending on the condition of the water source from which it is drawn. Presence of contaminants in the water can lead to health issues of the consumers. Basic monitoring of the quality of water is necessary from the health point of view of the campus occupants. Meticulous Water Management plan of the water available is also imperative for sustainable resource utilization.

### **Observation:**

The main source of water for the campus is bore well, open well, with sufficient water for the college throughout the year. The water from the borewell is pumped to the overhead tank situated on the top floor of the building and then supplied to the complete building. Rainwater from the building is diverted to a filter and filtered rainwater is recharged to the borewell in the campus.

**Recommendations:**

- Rainwater harvesting filter has to be periodically inspected and cleaned.
- Farm lake and borewell surroundings need to be cleaned.

Sl. No.	Parameter	Response
1.	Source of water for campus	River (Warana), borewell, farm lake
2.	No. of open Wells/Borewells	4 well, farm lake 2
3.	No. of motors used to lift water	14
4.	Horse power – Motor	105 HP Total
5.	Depth of open well –Total	NA
6.	Depth of borewell –Total	NA
7.	Water level open well	NA
8.	Water level borewell	NA
9.	Number of water tanks (underground)	NA
10.	Capacity of underground water tank	NA
11.	Number of water tanks (Overhead tank)	10
12.	Capacity of water tank (Overhead tank)	40000 Liters
13.	Quantity of water pumped every day	40000 Liters
14.	Any water wastage/why?	NIL
15.	Water usage for gardening	YES
16.	Waste water sources	College urinals and Canteen water
17.	Use of waste water	NIL
18.	Fate of waste water from labs	NA
19.	Whether waste water from labs mixed with ground water	NA
20.	Any treatment for lab waste water	NIL
21.	Whether any green methods practiced in labs	NA
22.	No. of drinking water filters/water coolers	Available at multiple points

Green Audit Report, Energy Audit Report, & Environment Audit Report  
D.Y. Patil Technical Campus, Faculty of Engineering and Faculty of Management,  
Talsande, Kolhapur.

23.	Rain water harvest available?	YES
24.	No. of units and amount of Rain water harvested	More than 20000 liters
25.	Any leaky taps	NIL
26.	Amount of water lost per day	NIL
27.	Any water management plan used?	Surface water in collected in farm lake
28.	Any water saving techniques followed?	Same as Above
29.	Are there any signs/posters reminding peoples to turn off the water?	YES
30.	Drinking water testing done?	YES

Source	Inlet			Outlet		
	TDS (ppm)	pH	Temperature (°C)	TDS (ppm)	pH	Temperature (°C)
1	110	7.5	28	90	7.3	24

Green Audit Report, Energy Audit Report, & Environment Audit Report  
D.Y. Patil Technical Campus, Faculty of Engineering and Faculty of Management,  
Talsande, Kolhapur.



Rooftop rainwater harvesting and borewell recharge



Green Audit Report, Energy Audit Report, & Environment Audit Report  
D.Y. Patil Technical Campus, Faculty of Engineering and Faculty of Management,  
Talsande, Kolhapur.



Bore well and water storage pond

Green Audit Report, Energy Audit Report, & Environment Audit Report  
D.Y. Patil Technical Campus, Faculty of Engineering and Faculty of Management,  
Talsande, Kolhapur.



Drinking water filters and  
coolers



Water sensors to avoid  
water wastage

## **Waste Management:**

Anthropogenic activities generate waste, and it is the way these wastes are managed and disposed of, which can cause risks to the nature and to health. Waste generated causes pollution which is unpleasing and results in large amounts of litter which in turn cause environmental problems. Solid waste is generally classified into three categories: bio-degradable, non-biodegradable and hazardous waste.

Bio-degradable wastes include food wastes, canteen waste, wastes from toilets, etc.

Non-biodegradable wastes include what is usually thrown away in homes and schools such as plastic, tins and glass bottles, etc.,

Hazardous waste is waste that is likely to be a threat to health or the environment like chemicals from research labs, batteries, etc.,

Improper handling of these wastes such as dumping in pits or burning them, may cause harmful discharge of contaminants into soil and water supplies. Special attention should be given to the handling and management of such waste generated in the institutions.

## **Observations:**

In this campus, the waste generated is managed as mentioned below:

Bio-degradable Waste:

- Food waste from hostel waste is picked up and sent for animal feeding.
- Dry leaf generated in campus is sent to composting unit.

Non-Bio-degradable Waste:

- Paper, plastics generated by the campus is collected by the waste collection vehicle of the village panchayat.

E-Waste:

- E-Waste is stored in the campus.

**Recommendations:**

Based on the observations made during our site visit, following recommendations have been made by us:

- More educational posters related to water conservation, waste minimization, waste segregation can be put in the campus to create awareness.
- E-waste can be sent to certified recycler.

<b>Sl. No.</b>	<b>Details</b>	<b>Remarks</b>
1	Wastewater Source	Toilets, labs and canteen
2	Use of waste water	No
3	Fate of waste water from labs	NA
4	Whether waste water from labs is mixed with other wastewater sources	No
5	Any treatment for lab waste?	NA

Green Audit Report, Energy Audit Report, & Environment Audit Report  
D.Y. Patil Technical Campus, Faculty of Engineering and Faculty of Management,  
Talsande, Kolhapur.



Green Audit Report, Energy Audit Report, & Environment Audit Report  
D.Y. Patil Technical Campus, Faculty of Engineering and Faculty of Management,  
Talsande, Kolhapur.



Dust bins placed at various points in the campus



Dry leaf composting unit

## Air Quality

Air quality plays a major role in day-to-day life. People spend more time indoors. Indoor air quality is the air quality within and around buildings and structures. Indoor air quality is known to affect the health, comfort, and well-being of building occupants. Poor indoor air quality has been linked to sick building syndrome, reduced productivity, and impaired learning in schools and colleges.

### Observations:

Particulate matter was measured in all the classrooms, staff rooms and library. It was observed that the concentrations of PM 1, PM 2.5, PM 10 (in ppm), TVOC and HCOH were found to be negligible at that instant.

Sl. No.	Room					
		PM 1	PM 2.5	PM 10	HCOH	TVOC
1	Transportation lab	10	14	18	<0.1 ppm	0.3 mg/m <sup>3</sup> to 0.5 mg/m <sup>3</sup>
2	Fluid mechanics lab	11	15	20		
3	Civil lab	10	15	21		
4	Corridor	11	13	22		
5	Office	8	14	21		
6	Office	11	13	25		
7	Language lab	11	13	20		
8	Chemistry lab	9	14	20		
9	Physics lab	10	15	18		
10	Computer lab	10	15	19		
11	SOM lab	7	15	21		
12	Computing facility	10	14	22		
13	Classroom	11	15	21		
14	Classroom	12	14	18		
15	Classroom	11	14	19		
16	Classroom	8	16	19		

Green Audit Report, Energy Audit Report, & Environment Audit Report  
D.Y. Patil Technical Campus, Faculty of Engineering and Faculty of Management,  
Talsande, Kolhapur.

17	Library	10	18	19	<0.1 ppm	0.3 mg/m <sup>3</sup> to 0.5 mg/m <sup>3</sup>
18	Classroom	9	17	20		
19	Classroom	11	16	21		
20	Classroom	10	15	22		
21	Survey lab	9	16	21		
22	Environment lab	11	15	21		
23	Staffroom	10	18	22		
24	Staffroom	12	19	22		
25	Classroom	13	18	22		
26	Classroom	11	18	20		
27	Classroom	11	18	19		
28	Classroom	10	19	19		
29	CAD lab	12	20	18		
30	Digital Electronics lab	11	19	18		
31	Electrical lab	10	18	19		
32	Analogy lab	11	18	19		
33	Power lab	11	17	19		
34	E and TC lab	10	16	18		
35	E and TC lab	10	16	18		
36	E and TC lab	11	15	19		
37	Classroom	10	16	21		
38	Classroom	11	15	22		
39	Classroom	8	18	21		
40	Classroom	11	19	18		
41	Staffroom	11	18	19		
42	Staffroom	9	18	19		
43	Computer lab	10	18	19		
44	Staffroom	10	19	20		
45	Staffroom	7	20	21		



Green Audit Report, Energy Audit Report, & Environment Audit Report  
D.Y. Patil Technical Campus, Faculty of Engineering and Faculty of Management,  
Talsande, Kolhapur.

46	Database lab	10	18	22	<0.1 ppm	0.3 mg/m <sup>3</sup> to 0.5 mg/m <sup>3</sup>
47	System program lab	10	17	21		
48	Drawing room	9	16	21		
49	Classroom	11	15	22		
50	Classroom	10	16	22		
51	Classroom	9	15	18		
52	Classroom	11	18	20		
53	Micro lab	10	19	21		
54	Database lab	12	18	22		
55	Mechanical lab	13	18	21		
56	Mechanical lab	11	17	25		
57	Advance communication	11	16	20		
58	Thermal Engg. lab	10	16	20		
59	Applied mechanics lab	9	17	18		
60	Classroom	8	17	19		
61	Classroom	10	18	21		
62	Classroom	11	18	22		
63	Classroom	12	18	21		
64	Drawing room	11	19	22		
65	Classroom	11	18	24		
66	Classroom	8	18	24		
67	Classroom	9	17	25		
68	Corridor	10	16	24		
69	Corridor	12	16	23		
70	Lab	11	17	22		

The readings mentioned above are measured at that instant.

## Light

The main part of the learning process is visual. The classroom is an arena for many activities, such as reading and writing, student or teacher presentations, tests, etc., hence, light plays a major role in classrooms. Well-lit classrooms are utmost essential in colleges. Working desks of the students require a minimum of light of 200 lux. Further, there may be certain zones that require specialized lighting. For example, the area in front of the board should have proper and separately switched presentation lighting.

### Observations:

It was observed that all the classrooms are well lit. The light intensity was observed to be ranging from 250 lux to 350 lux.

Sl. No.	Room	Light intensity in lux
1	Transportation lab	260
2	Fluid mechanics lab	250
3	Civil lab	280
4	Corridor	280
5	Office	260
6	Office	268
7	Language lab	300
8	Chemistry lab	310
9	Physics lab	295
10	Computer lab	300
11	SOM lab	350
12	Computing facility	260
13	Classroom	350
14	Classroom	250
15	Classroom	280

Green Audit Report, Energy Audit Report, & Environment Audit Report  
D.Y. Patil Technical Campus, Faculty of Engineering and Faculty of Management,  
Talsande, Kolhapur.

16	Classroom	290
17	Library	300
18	Classroom	350
19	Classroom	350
20	Classroom	250
21	Survey lab	300
22	Environment lab	300
23	Staffroom	330
24	Staffroom	300
25	Classroom	330
26	Classroom	350
27	Classroom	330
28	Classroom	350
29	CAD lab	350
30	Digital Electronics lab	200
31	Electrical lab	300
32	Analogy lab	300
33	Power lab	350
34	E and TC lab	500
35	E and TC lab	260
36	E and TC lab	250
37	Classroom	280
38	Classroom	280
39	Classroom	260
40	Classroom	268
41	Staffroom	300
42	Staffroom	310
43	Computer lab	290
44	Staffroom	300

Green Audit Report, Energy Audit Report, & Environment Audit Report  
D.Y. Patil Technical Campus, Faculty of Engineering and Faculty of Management,  
Talsande, Kolhapur.

45	Staffroom	350
46	Database lab	350
47	System program lab	250
48	Drawing room	300
49	Classroom	260
50	Classroom	250
51	Classroom	280
52	Classroom	280
53	Micro lab	260
54	Database lab	268
55	Mechanical lab	300
56	Mechanical lab	310
57	Advance communication	290
58	Thermal Engg. lab	300
59	Applied mechanics lab	350
60	Classroom	350
61	Classroom	250
62	Classroom	300
63	Classroom	260
64	Drawing room	250
65	Classroom	280
66	Classroom	280
67	Classroom	260
68	Corridor	268
69	Corridor	300
70	Lab	310

## Noise

Noise is unwanted sound considered unpleasant, loud or disruptive to hearing. Unwanted sound is not preferred in any classroom. The Noise levels in the classroom should be below 35 dB in an unoccupied classroom. Higher levels of noise in the classroom may distract the students.

### Observations:

Noise levels were measured in the classrooms and were found to be in the range of 30 dB to 55 dB in an unoccupied classroom. The noise levels in classrooms with students were ranging about 55 dB to 72 dB.

Sl. No.	Room	Noise in decibel	
		Minimum	Maximum
1	Transportation lab	35	55
2	Fluid mechanics lab	45	72
3	Civil lab	50	60
4	Corridor	45	55
5	Office	30	40
6	Office	45	55
7	Language lab	45	60
8	Chemistry lab	50	65
9	Physics lab	45	60
10	Computer lab	45	70
11	SOM lab	50	65
12	Computing facility	30	45
13	Classroom	35	45
14	Classroom	30	45
15	Classroom	35	50
16	Classroom	30	55

Green Audit Report, Energy Audit Report, & Environment Audit Report  
D.Y. Patil Technical Campus, Faculty of Engineering and Faculty of Management,  
Talsande, Kolhapur.

17	Library	40	55
18	Classroom	40	60
19	Classroom	45	65
20	Classroom	40	70
21	Survey lab	35	70
22	Environment lab	30	65
23	Staffroom	35	60
24	Staffroom	35	60
25	Classroom	40	60
26	Classroom	40	55
27	Classroom	30	55
28	Classroom	40	60
29	CAD lab	45	65
30	Digital Electronics lab	45	60
31	Electrical lab	30	50
32	Analogy lab	35	65
33	Power lab	35	60
34	E and TC lab	25	40
35	E and TC lab	35	40
36	E and TC lab	45	55
37	Classroom	50	60
38	Classroom	45	65
39	Classroom	30	60
40	Classroom	40	70
41	Staffroom	45	65
42	Staffroom	45	45
43	Computer lab	30	45
44	Staffroom	45	45
45	Staffroom	50	50

Green Audit Report, Energy Audit Report, & Environment Audit Report  
D.Y. Patil Technical Campus, Faculty of Engineering and Faculty of Management,  
Talsande, Kolhapur.

46	Database lab	30	55
47	System program lab	35	55
48	Drawing room	30	60
49	Classroom	35	65
50	Classroom	40	55
51	Classroom	40	72
52	Classroom	45	60
53	Micro lab	40	55
54	Database lab	35	40
55	Mechanical lab	30	55
56	Mechanical lab	35	60
57	Advance communication	35	65
58	Thermal Engg. lab	40	60
59	Applied mechanics lab	40	70
60	Classroom	30	65
61	Classroom	40	45
62	Classroom	45	45
63	Classroom	45	45
64	Drawing room	30	55
65	Classroom	40	60
66	Classroom	45	65
67	Classroom	40	65
68	Corridor	30	70
69	Corridor	35	70
70	Lab	40	65

## **Electro Magnetic Radiations**

Electromagnetic radiation (EMR) consists of waves of the electromagnetic (EM) field, propagating through space, carrying electromagnetic radiant energy. EMR is generated by electronic devices and constant exposure to EM radiations is not advisable.

### **Observations:**

Electromagnetic radiations were measured in all the classrooms, staff rooms, and library. It was observed that the Electromagnetic radiations were zero in all these places.



Green Audit Report, Energy Audit Report, & Environment Audit Report  
D.Y. Patil Technical Campus, Faculty of Engineering and Faculty of Management,  
Talsande, Kolhapur.



Measuring EMR, light, sound, PM 1, PM 2.5, PM 10, TVOC and HCOH

Green Audit Report, Energy Audit Report, & Environment Audit Report  
D.Y. Patil Technical Campus, Faculty of Engineering and Faculty of Management,  
Talsande, Kolhapur.



Green Audit Report, Energy Audit Report, & Environment Audit Report  
D.Y. Patil Technical Campus, Faculty of Engineering and Faculty of Management,  
Talsande, Kolhapur.



Measuring EMR, light, sound, PM 1, PM 2.5, PM 10, TVOC and HCOH

Green Audit Report, Energy Audit Report, & Environment Audit Report  
D.Y. Patil Technical Campus, Faculty of Engineering and Faculty of Management,  
Talsande, Kolhapur.



Green Audit Report, Energy Audit Report, & Environment Audit Report  
D.Y. Patil Technical Campus, Faculty of Engineering and Faculty of Management,  
Talsande, Kolhapur.



Green Audit Report, Energy Audit Report, & Environment Audit Report  
D.Y. Patil Technical Campus, Faculty of Engineering and Faculty of Management,  
Talsande, Kolhapur.



Green Audit Report, Energy Audit Report, & Environment Audit Report  
D.Y. Patil Technical Campus, Faculty of Engineering and Faculty of Management,  
Talsande, Kolhapur.



Measuring EMR, light, sound, PM 1, PM 2.5, PM 10, TVOC and HCOH

Nisarga Consultants, Belagavi.  
[www.nisargaconsultants.com](http://www.nisargaconsultants.com)

Green Audit Report, Energy Audit Report, & Environment Audit Report  
D.Y. Patil Technical Campus, Faculty of Engineering and Faculty of Management,  
Talsande, Kolhapur.



Interaction with students



## **NSS Activities**

NSS wings of the college conduct various activities related to environment throughout the year.

### Plant Club team details

<b>Sl. No.</b>	<b>Name</b>	<b>Designation</b>
1	Dr. Satish R. Pawaskar	Director (President of Eco-club/green club Team)
2	Prof. Kedar S. Redekar	Faculty Coordinator
3	Prof. Mansing M. Rabade	Faculty Representative
4	Prof. Mohasin S. Bijali	Faculty Representative
5	Prof. Abdulamanan S. Faras	Faculty Representative
6	Pratiksha Sharad Shinde	Student Coordinator (Civil)
7	Komal Sharad Nadagire	Student Representative (Electrical)
8	Dipti Dasharath Patil	Student Representative (E & TC)
9	Pavan Vilas Patil	Student Representative (Mech.)
10	Nikita Vikram Shewale	Student Representative (CSE)

Green Audit Report, Energy Audit Report, & Environment Audit Report  
D.Y. Patil Technical Campus, Faculty of Engineering and Faculty of Management,  
Talsande, Kolhapur.



During our visit

A handwritten signature in blue ink, appearing to read "N. S. Deshpande".

**NISARGA CONSULTANTS**  
Basavaraj Complex,  
Sadashiv Nagar, APMC Road,  
BELAGAVI - 590 001





## NISARGA CONSULTANTS

MOB.: 7760251535; 9845270380, BASAVARAJ COMPLEX, APMC ROAD,  
SADASHIVNAGAR, BELAGAVI, KARNATAKA,  
nisargaconsultants@gmail.com  
GSTIN : 29AAPFN2454G1ZY

### TAX INVOICE

Original for Recipient  
Duplicate for Transporter  
Triplicate for Supplier

Reverse Charge : No	Challan No. :
Invoice No. : NC/22-23/017	Vehicle No. :
Invoice Date : 25-03-2023	Place of Supply :
State : KARNATAKA	State Code : 29

#### Details of Receiver | Billed to:

#### Details of Consignee | Shipped to:

Name : THE PRINCIPAL, DY PATIL TECHNICAL CAMPUS  
FACULTY OF ENGINEERING & FACULTY OF  
MANAGEMENT  
Address : WARNA NAGAR ROAD, NEAR WARNA COMPLEX,  
TALUKA HATKANANGALE, , VILLAGE TALSANDE,  
KOLHAPUR, MAHARASHTRA , 416113  
State : Maharashtra

Name : THE PRINCIPAL, DY PATIL TECHNICAL CAMPUS  
FACULTY OF ENGINEERING & FACULTY OF  
MANAGEMENT  
Address : WARNA NAGAR ROAD, NEAR WARNA COMPLEX,  
TALUKA HATKANANGALE, , VILLAGE TALSANDE,  
KOLHAPUR, MAHARASHTRA , 416113  
State : Maharashtra

Sr. No.	Name of product	HSN/SAC	QTY	Unit	Rate	Taxable Value	IGST		Total
							Rate	Amount	
1	Green, Energy and Environmental Audit report	9994	1	1	48000	48,000.00	18.00%	8640.0	56,640.00
Total Quantity			1			₹48,000.00		₹8640.0	₹56,640.00

#### Total Invoice Amount in words

Fifty Six Thousand Six Hundred Forty Rupees Only

Total Amount Before Tax :	₹48,000.00
Add : IGST :	₹8640.0
Tax Amount : GST :	₹8,640.00
Amount With Tax :	₹56,640.00

#### Bank Details

Account Holder Name : Nisarga Consultants  
Bank Account Number : 38966859826  
Bank IFSC Code : SBIN0040965  
Bank Name : State Bank of India  
Bank Branch Name : Sadashiv Nagar, Belagavi

#### Terms And Conditions

1. This is an electronically generated invoice.
2. All disputes are subject to BELAGAVI jurisdiction
3. Project Report once issued will be final. Changes in report, (if any) will be charged extra.

Certified that the particular given above are true and correct

**For, NISARGA CONSULTANTS**

Authorised Signatory